

# SCIENCE GALLERY MELBOURNE

## Visual Storytelling Document

---



# Introduction

This visual storytelling document is designed for visitors to Science Gallery Melbourne.

Science Gallery Melbourne is committed to providing resources that make all visitors feel welcome because our exhibitions and events are for everyone.

Please be aware that certain exhibits have content or sensory warnings. For further information on the specific exhibition you will be visiting, please consult the website and the sensory map.

# Before You Visit



Welcome!

Science Gallery Melbourne is a gallery that combines art with science.

One of the best places to get information before you visit is [melbourne.sciencegallery.com/](http://melbourne.sciencegallery.com/).

# Find Us









**Our address is 700 Swanston St, Carlton. There are two entrances, our main one being on Grattan St. There are many ways you can travel to Science Gallery Melbourne.**

Tram: Melbourne University Tram stop, Trams 1, 3-3a, 5, 6, 16, 64, 67, 72. Train: Closest station Melbourne Central then a 10 minute walk up Swanston Street. Bus: 402 Footscray - East Melbourne loops past Science Gallery Melbourne. See PTV website for more information. Car: Limited on-street parking is available. Cardigan House Parking or Eastern Precinct Underground Car Park are a short walk away. Bike: Plenty of bike parking available.


# Front Desk




## ACCESSIBILITY INFORMATION

-  WHEELCHAIR AVAILABLE FOR HIRE FROM FRONT DESK
-  FREE EARPLUGS AVAILABLE FROM FRONT DESK
-  FREE MAPS AVAILABLE FROM FRONT DESK
-  ACCREDITED ASSISTANCE ANIMALS ARE WELCOME
-  TRANSCRIPTS OF MOST AUDIO INSTALLATIONS ARE AVAILABLE IN THE GALLERY
-  ALL ARTWORK LABELS HAVE LARGE FONT BUTTON

SCAN FOR ACCESS WEBPAGE (sensory map, social script)



SCAN FOR AUDIO-DESCRIBED VENUE MAP



I can check in at the front desk when I arrive if I want to.

They can tell me more about the exhibitions and I can also ask for a free map and earplugs.

# Eating and Drinking



There is a cafe near the entrance. I can buy food and drinks there if I want.

I will need to walk through the cafe to see one of the exhibits.

# Seating

---



There are multiple spaces where I can sit down.

There is a big cafe area in the Western side of the gallery where I can sit to rest or eat.

The staff can show me more spaces to sit when I arrive.



**I can choose to look at the exhibits in any order.**

**I can skip an exhibit and come back to it later.**

**I can also skip an exhibit completely if I want.**



# Sounds



Some of the artworks can be loud.

I can skip these artworks or ask questions if I'd like.


# Lights



There are some exhibits that have bright lights.

There can also be some dark areas in the exhibit where it can be hard to see.

# Relaxing



If I need a break I can leave at any time and then come back in when I am ready.

If I feel like I need extra help, I can ask to use the respite space. This is the first aid room and it is located downstairs near the toilets. Someone will have to let me in.

# Themes



There are some artworks in our exhibitions that talk about confronting topics.

I can choose to skip these artworks or ask for more information on what to expect.



**Sometimes the artworks are facilitated by staff.**

**This means that a staff member will help me to interact with the exhibit.**

# Touch Screens



There are touch screens near every artwork in our exhibitions.

The touch screens will give me information about each exhibit and artist.

They will also have a QR code on them. I can scan the QR codes to answer questions about my thoughts and feelings. My answers won't have my name on them.



Some of the exhibits can only have one person interact with them at a time. Some exhibits might also be very busy.

I might need to wait in a queue to see these exhibits. I can watch other people interact with the exhibit while I wait. I could also come back to it later.

# Toilets



The toilets are located at the bottom of the large staircase to the left.



**There are four different restroom options:**



The first are the men's restrooms.

The second are the women's restrooms.

The third is an all gender restroom that is wheelchair accessible.

The fourth is an all gender restroom that is wheelchair accessible and has a baby change table.

# Inside the Toilets



Inside, there are soap dispensers and hand dryers for washing and drying your hands.



I feel prepared and excited for my visit to Science Gallery Melbourne!



Amaze  
Ground Floor,  
678 Victoria Street  
Richmond  
E: [info@amaze.org.au](mailto:info@amaze.org.au)  
<https://www.amaze.org.au/>



Science Gallery Melbourne  
700 Swanston Street,  
Parkville  
E: [mc-visitorservices@unimelb.edu.au](mailto:mc-visitorservices@unimelb.edu.au)  
[www.melbourne.sciencegallery.com/](http://www.melbourne.sciencegallery.com/)